



Gas Purge Valve

1.1 General

The gas purge valve is a protection device to protect the pump bearings against particulate and corrosive gases that could move into the pump.

This device is available with:

- Small leak
- Large leak.

Both versions are available with six different fitting combination for a total of 12 different models (see Fig. 1).

The following table summarize the models part number:

Version Fittings	Small Leak	Large leak
NW16 M5	9699231	9699235
NW16 M12	9699239	9699241
NW16 Swagelock 1/4"	9699233	9699237
Swagelock 7/16" Swagelock 1/4"	9699232	9699236
Swagelock 1/4" M5	9699234	9699238
Swagelock 1/4" M12	9699240	9699242

Every valve is made with a thin calibrate sapphire orifice mounted into a cartridge, with two special PTFE membranes on each tube side.

This is to avoid any particulate, powder and any liquid to come into and occlude the thin hole.

The pieces are mounted altogether into a SST leak tight body.

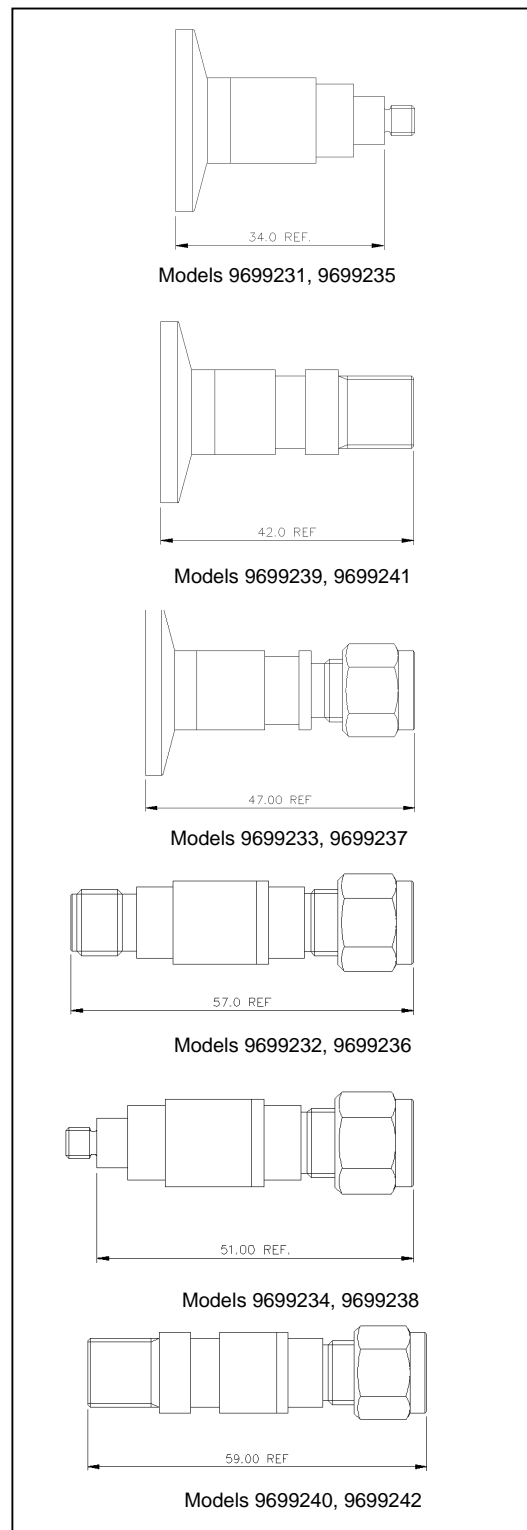


Fig. 1 - Gas Purge Valve Models

1.2 Gas Purge Valve Characteristics

Each version of the valve is suited for a particular application:

- the Small leak (~ 10 sccm at 1000 mbar) for mild corrosive operation when the partial pressure of the corrosive gas is maximum 10^{-5} mbar (analytical instruments, ion implanters);
- the Large leak (~ 20 sccm at 1000 mbar) for heavy corrosive operations (etching, CVD), when the partial pressure of the corrosive gas is $>10^{-5}$ mbar.

If you wish to use a different flowrate, you might change the supply pressure. For a given supply pressure value, the gas purge valve can give you a fixed flowrate value.

Please note that the flow amount does not depend on the vacuum side pressure of the valve, if the pressure is lower than ~ 0.5 of the supply pressure.

Refers to the following diagrams to find the precise correlation. These diagrams refer to dry nitrogen and argon, for other gases you may correct the flowrate according to the calibration factor:

$$f_x = \sqrt{\frac{M_x}{M_{N_2}}}$$

where:

- M_{N_2} is the molecular weight of Nitrogen
- M_x is the molecular weight of the other gas.

For example the gas purge flow rate for 1000 mbar of Ar for the single tube valve is:

$$Q \approx Q_{N_2} \cdot f_{Ar} = Q_{N_2} \cdot \sqrt{\frac{28}{40}}$$

where Q_{N_2} is the corresponding nitrogen flowrate at 1000 mbar.

1.3 Operation Notes

Always use no less than Agilent minimum suggested purge flow rates to properly purge the pump (see the relevant pump manual). Please note that you can use all the purging flows between the minimum specified into the instruction manual and 3500 sccm, if your system is able to pump and withstand higher flow-rates.

Always operate the pump with gas purge on: during pump running, during stops, even if corrosive gases were not flowing. This provides protection against particulate that could move into the pump.

Non-observation of this basic, simple rules could affect pump warranty.

NOTE

The Soft start is recommended for the installation of the pump and may be disabled when the pump is continuously operated and the interval between different run is not more than 1 week.

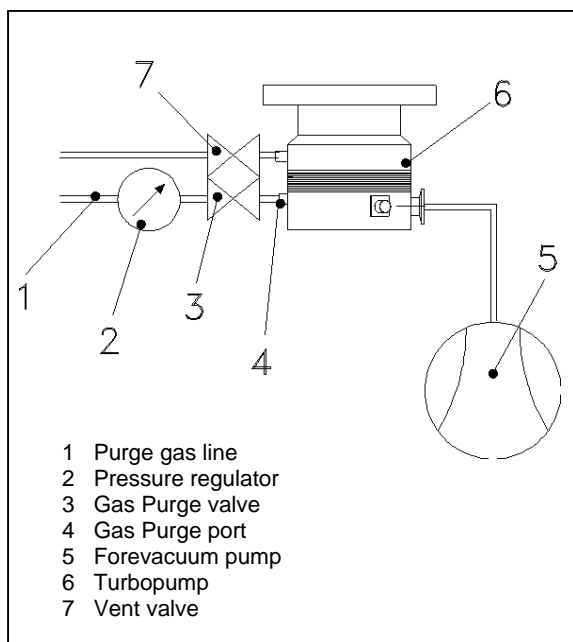


Fig. 2 - Installation diagram

1.4 Vent Procedure

Venting may be done in three different ways:

Through the vent port (using vent valve or vent device).

In this case the only precaution required is to keep the gas purge port on even during vent procedure.

Through the gas purge port

The maximum air flow allowed for venting through the gas purge port is 3500 sccm (58.3 mbarl/sec). If the required flow for venting the turbopump is higher than the flow allowed by the gas purge valve, a "T" connector can be put on the purge port. On one side is connected the vent valve, and on the other side is connected the gas purge valve.

CAUTION

When venting is performed through the gas purge port, be sure that the foreline pump is on, in order to avoid overpressure.

1.5 Through the chamber

The vent flow rate into the chamber must be less than three times the chamber volume (in litres) multiplied by the flow rate through the gas purge port. This is done to maintain the pressure into the pump body higher than into the chamber in order to avoid any corrosive or powder flow-back.

E.g. **chamber volume:** 250 litres;
gas purge flow: 20 sccm
(0.33 mbarl/sec)

chamber venting flow rate =
 $3 \times 250 \times 20 = 15000 \text{ sccm}$

and the venting time will be:

chamber venting =
 $= (\text{chamber volume} \times 1000) / \text{chamber flow rate} =$
 $= (250 \times 1000) / 15000 = 17 \text{ min.}$

DISPOSAL

Meaning of the "WEEE" logo found in labels

The following symbol is applied in accordance with the EC WEEE (Waste Electrical and Electronic Equipment) Directive.

This symbol (**valid only in countries of the European Community**) indicates that the product it applies to must NOT be disposed of together with ordinary domestic or industrial waste but must be sent to a differentiated waste collection system.

The end user is therefore invited to contact the supplier of the device, whether the Parent Company or a retailer, to initiate the collection and disposal process after checking the contractual terms and conditions of sale.



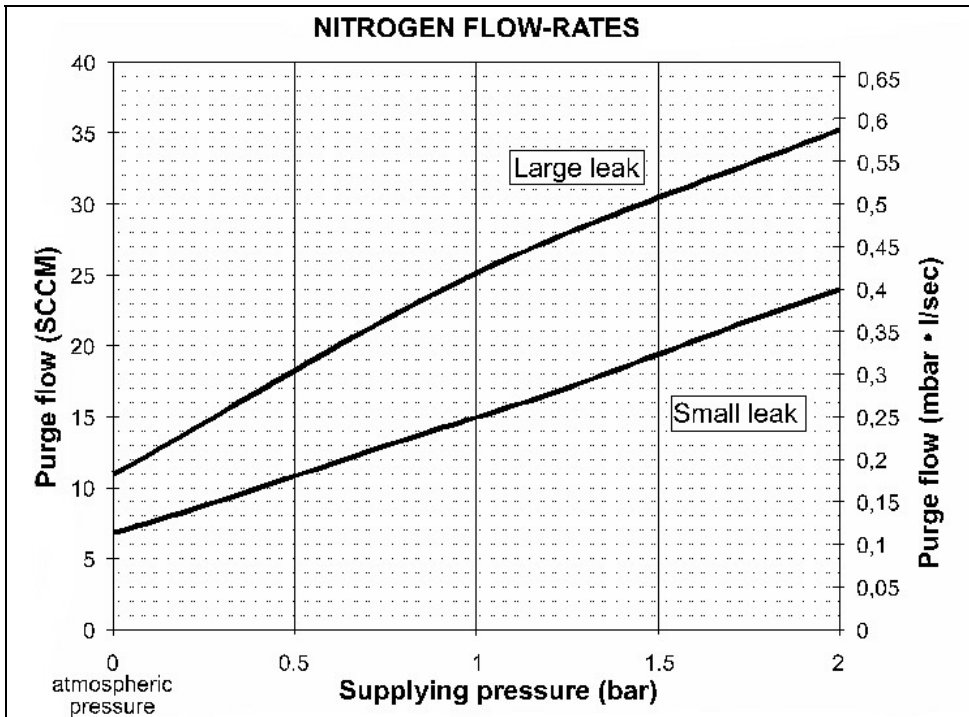


Fig. 4 - Gas Purge Valve flow rate vs supplying pressure for Nitrogen

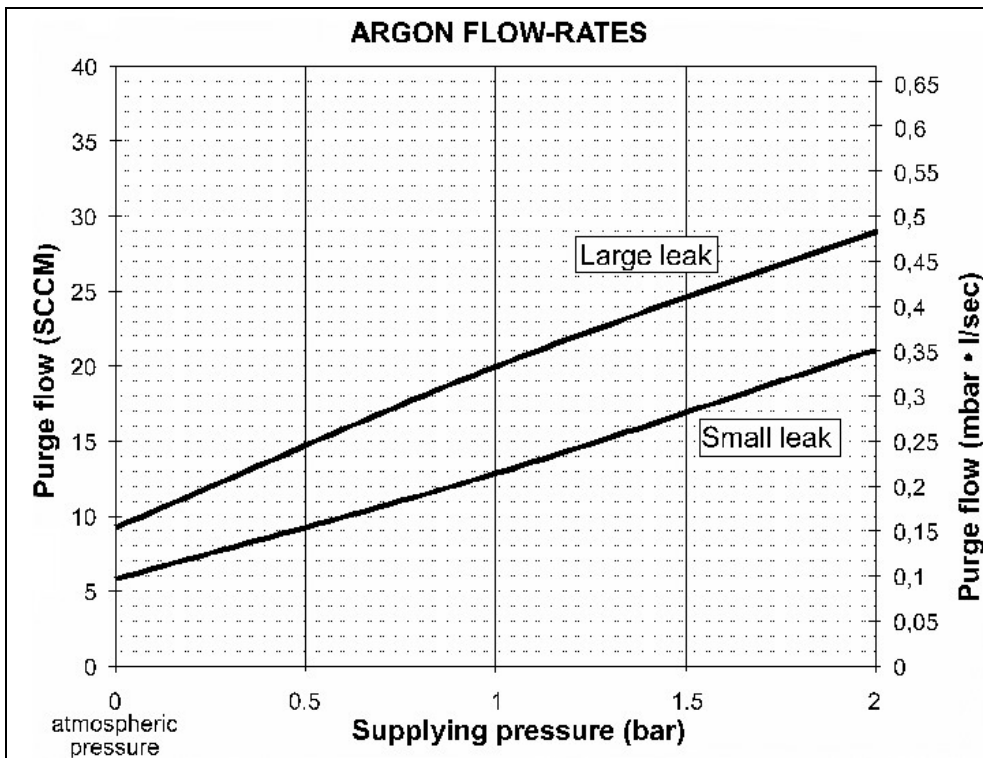


Fig. 3 - Gas purge Valve flow rate vs supplying pressure for Argon

Agilent Vacuum Products Division/Sales and Service Offices

United States

Agilent Technologies

121 Hartwell Avenue
Lexington, MA 02421 - USA
Ph. +1 781 861 7200
Fax: +1 781 860 5437
Toll-Free: +1 800 882 7426
vpl-customer@agilent.com

Netherlands

Agilent Technologies Netherlands B.V.

Customer Contact Center
Laan van Langerhuize 1, toren A-8
1186 DS Amstelveen
Tel. +31 020 547 2600
Fax +31 020 654 5748
customer@agilent.com

Belgium

Agilent Technologies Belgium S.A./N.V.

Customer Contact Center
Pegasus Park
De Kleetlaan 12A bus 12
B-1831 Diegem
Tel. +32 2 404 92 22
Fax +32 2 626 46 30
customer@agilent.com

Brazil

Agilent Technologies Brasil

Avenida Marcos Penteado de Ulhoa
Rodrigues, 939 - 6° andar
Castelo Branco Office Park
Torre Jacarandá - Tamboré
Barueri, Sao Paulo CEP: 06460-040
Toll free: 0800 728 1405

China

Agilent Technologies (China) Co. Ltd

No.3, Wang Jing Bei Lu, Chao Yang District
Beijing, 100102, China
Tel: +86 (0)10 64397888
Fax: +86 (0)10 64392765
Toll free: 400 8206778 (mobile)
Toll free: 800 8206778 (landline)
vacuum.cnmarketing@agilent.com
vpc-customerservice@agilent.com

France

Agilent Technologies
Parc Technopolis - Z.A. de Courtaboeuf
3, avenue du Canada - CS 90263
91978 Les Ulis cedex, France
Tel: +33 (0) 1 64 53 61 15
Fax: +33 (0) 1 64 53 50 01
vpf.sales@agilent.com

Southeast Asia

Agilent Technologies Sales Sdn Bhd

Unit 201, Level 2 uptown 2,
2 Jalan SS21/37, Damansara Uptown
47400 Petaling Jaya, Selangor, Malaysia
Ph. +603 7712 6181
Fax: +603 7727 1239
Toll free: 1 800 880 805
vps-customerservice@agilent.com

India (Sales)

Agilent Technologies India Pvt. Ltd.

Unit Nos 110- 116, & Part of 101 & 109
First Floor, Splendor Forum,
Plot No.-3, District Centre, Jasola
New Delhi-110025
Ph. +91 11 4623 7100
Fax: +91 4623 7105
Toll Free: 1 800 180 1517

Italy

Agilent Technologies Italia S.p.A.

Via F.Ili Varian, 54
10040 Leini, (Torino) - Italy
Tel: +39 011 9979 111
Fax: +39 011 9979 350
Toll free: 00 800 234 234 00
vpt-customerservice@agilent.com

Japan

Agilent Technologies Japan, Ltd.

9-1 Takakura-cho Hachioji-city,
Tokyo, Japan
Tel.: +81- 3-5232-1253
Fax: +81-120-565-154
Toll-Free: +81-120-477-111
jp-vvt-sales.pdl-ext@agilent.com

Singapore

Agilent Technologies Singapore Pte. Ltd.

1 Yishun Avenue 7,
Singapore 768923
Tel : (65) 6215 8045
Fax : (65) 6754 0574
Toll free: 1 800 2762622
vps-customerservice@agilent.com

Korea

Agilent Technologies Korea, Ltd.

Ilshin Building 4F
Yongsan-gu Hannam-daero
Seoul Korea 04418
Tel: +82 (0)2 2194 9449
Fax: +82 (0)2 2194 9853
Toll free: 080 222 2452
vpc-customerservice@agilent.com

UK and Ireland

Agilent Technologies LDA UK Limited

Lakeside Cheadle Royal Business Park
Cheadle, Cheshire SK8 3GR,
United Kingdom
Ph. +44 01865291570
Fax +44 01865291571
Toll free: 00 800 234 234 00
Toll free fax: 00 800 345 345 00
vpt-customer@agilent.com

© Agilent Technologies, Inc. 2018
07/2018

India (Service)

Agilent Technologies India Pvt. Ltd.
C-Block, RMZ Centennial Plot Number- 8A, 8B, 8C,
8D,
Doddanakundi Industrial Area, ITPL Road,
Mahadevapura Post, Bangalore- 560048
Ph. +91 80 40614000
Fax: +91 80 40148991

Taiwan

Agilent Technologies Taiwan Limited

No. 20 Gao-shuang Road, Ping-zhen Dist
Tao-Yuan City
32450 Taiwan, R.O.C.
Tel: +886 3 4959004
Toll free: 0800 018 768
vpw-customerservice@agilent.com

Germany and Austria

Agilent Technologies Sales & Services GmbH & Co. KG

Lyoner Str. 20
60 528 Frankfurt am Main
GERMANY
Tel: +49 69 6773 43 2230
Fax: +49 69 6773 43 2250

Mexico

Agilent Technologies

Concepcion Beistegui No 109
Col Del Valle
C.P. 03100 – Mexico, D.F.
Tel.: +52 5 523 9465
Fax: +52 5 523 9472

Other Countries

Agilent Technologies Italia S.p.A.

Via F.Ili Varian, 54
10040 Leini, (Torino) - Italy
Tel.: +39 011 997 9111
Fax: +39 011 997 9350
Toll-Free: 00 800 234 234 00
vpt-customer@agilent.com

Customer Support & Service

NORTH AMERICA:

Toll Free: 800 882 7426
vpl-ra@agilent.com
Lexington-service@agilent.com

EUROPE:

Toll Free: 00 800 234 234 00
vpt-customer@agilent.com

PACIFIC RIM:

please visit our website for individual office
information
<http://www.agilent.com/chem/vacuum>

Worldwide Web Site, Catalog and Order On-line:

www.agilent.com/chem/vacuum
Representatives in most countries